


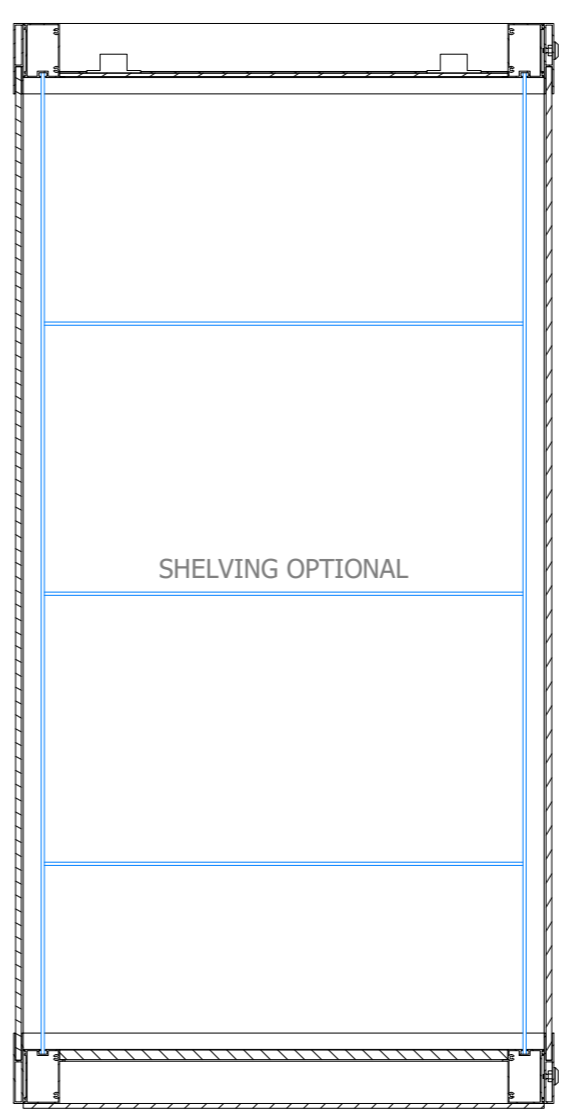
8 7 6 5 4 3 2 1

Front Elevation

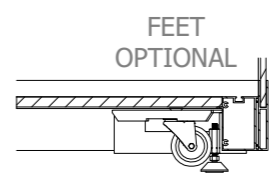


ALUMINIUM DOOR FRAME

X-X



SHELVING OPTIONAL

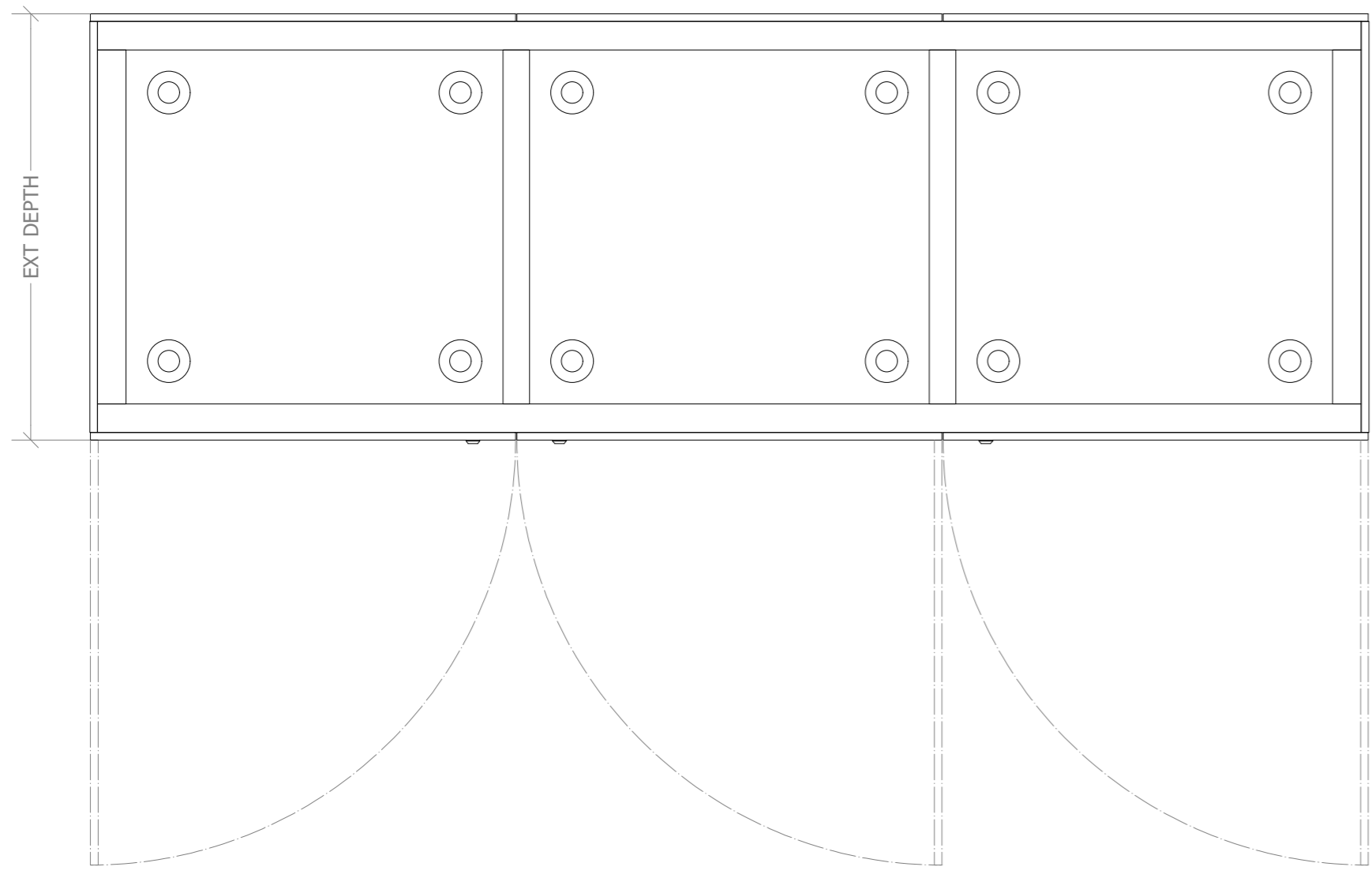


FEET OPTIONAL

**TASHCO PROPRIETARY NAUTILUS SHOWCASE SYSTEM**

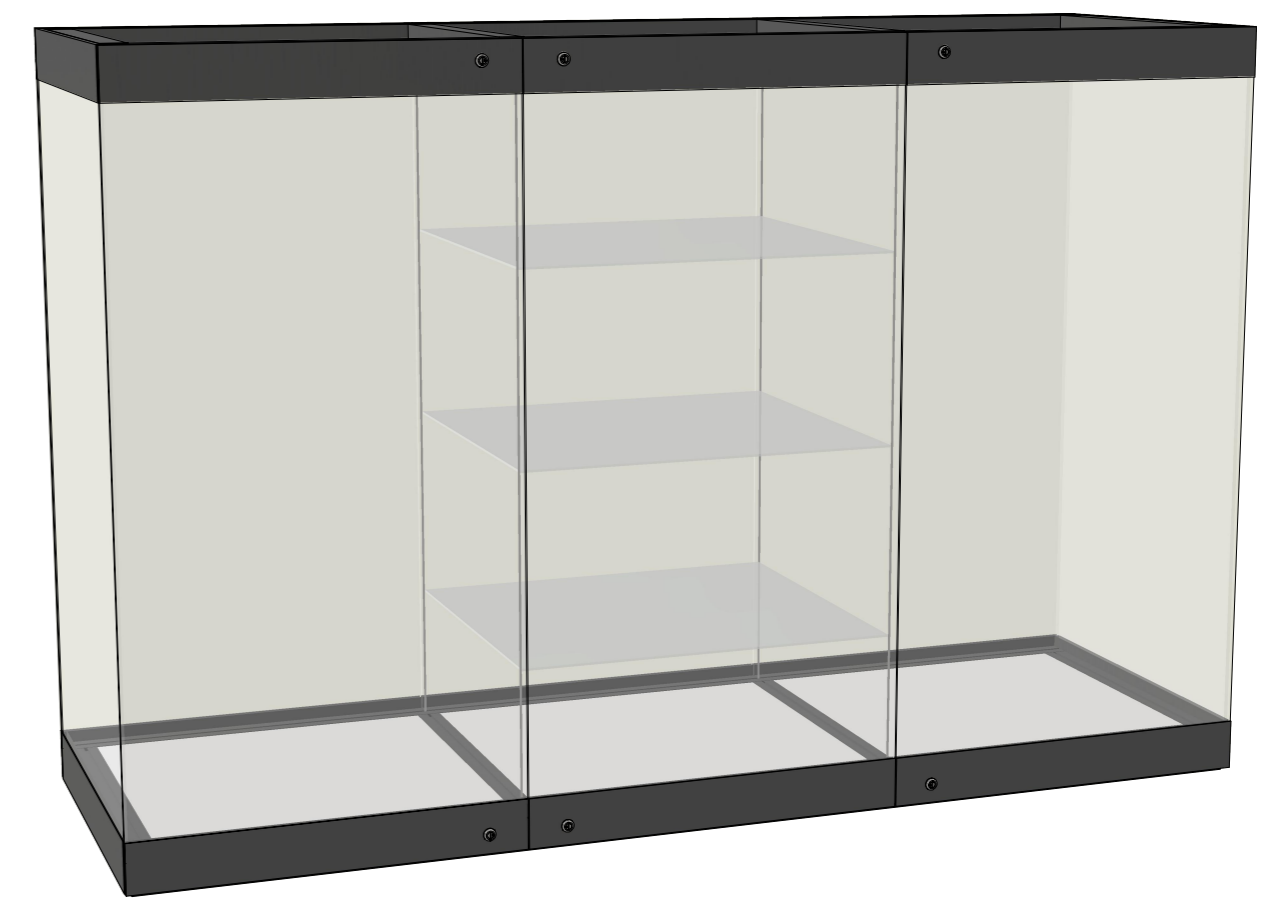
- FULLY CUSTOMISABLE IN SIZE AND PANEL LAYOUT
- UV PROTECTIVE LOW IRON LAMINATED MUSEUM GRADE GLASS
- MUSEUM GRADE SILICON SEALS LIMITING THE AIR EXCHANGE RATE
- TASHCO HINGING ALLOWING 90-DEGREE ACCESS TO THE INTERIOR
- ASSA ABLOY PROTEC OR BILOCK LOCKING SYSTEM
- CUSTOM CHOICE OF HINGED OR FIXED GLASS PANELS WITH UP TO 360 DEGREE VIEWING OR SOLID TIMBER PANELS WITH LOW VOC PAINT OR POWDER COAT FINISH
- SPECIALLY EXTRUDED ALUMINIUM SECTIONS WITH LOW VOC PAINT OR POWDER COAT FINISH
- CHOICE OF 9.0mm BASE PANEL FOR MINIMUM SHADOW GAP OR HEAVY DUTY ADJUSTABLE FEET AND CASTORS
- OPTIONAL FLEXIBLE SHELVING SYSTEM FROM 6.0mm LOW IRON GLASS, HEIGHT ADJUSTABLE ON Ø6.0mm STAINLESS STEEL RODS
- LED LOW VOLTAGE LIGHTING

Plan



EXT DEPTH

3D Perspective



Client	Project	Status	Revision	Date
-	Tashco Showcase Systems	-	-	15/01/2024
<b>Show Works</b> 1-11 Bellevue Crescent Preston VIC 3072 Phone 03 9416 9611 E Mail info@showworks.com.au Web www.showworks.com.au		Title Nautilus System Drawn by Checked by Job number Sheet Size Sheet		
mm		jm		-
3		2		1
		A2		1 / 1

This drawing is property of Show Works and shall not be copied or modified in part or in whole without authorization.